

Full Paper**Evaluation of bimodal polyethylene from chromium oxide/metallocene hybrid catalysts for high resistance applications**

Beatriz Paredes*, Jovita Moreno, Alicia Carrero, Rafael van Grieken

B. Paredes, J. Moreno

Department of Chemical and Environmental Technology, ESCET, Universidad Rey Juan Carlos, c/ Tulipan s/n, 28933 Mostoles, Madrid, Spain
E-mail: beatriz.paredes@urjc.es, jovita.moreno@urjc.es

Prof. A. Carrero

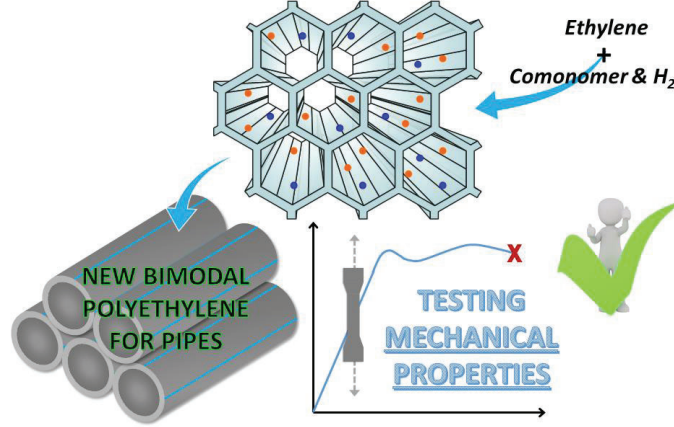
Department of Chemical, Energy and Mechanical Technology, ESCET, Universidad Rey Juan Carlos, c/ Tulipan s/n, 28933 Mostoles, Madrid, Spain
E-mail: alicia.carrero@urjc.es

Prof. R. van Grieken

Department of Chemical and Environmental Technology, ESCET, Universidad Rey Juan Carlos, c/ Tulipan s/n, 28933 Mostoles, Madrid, Spain
E-mail: rafael.vangrieken@urjc.es

An interesting alternative to the industrial two-stage cascade process for the production of bimodal polyethylene, used for high resistance applications such as pressure pipes, has been developed. The key point is a binary catalytic system with chromium and metallocene sites incorporated together on AISBA-15 mesostructured material. This hybrid catalyst is able to produce bimodal polyethylene in a single reactor. In the present work, we show that, in the presence of hydrogen and comonomer (1-butene or 1-hexene) in the reaction medium, the obtained polyethylenes exhibit appropriate mechanical properties for pipes manufacture, such as resistance to rapid crack propagation (RCP) and Slow Crack Growth (SCG), reaching standards for PE100 and even for PE100RC grades.

**Metallocene & Chromium
supported on AISBA-15**



1. Introduction

The combination of different kinds of active sites on the same catalyst has been a strategy commonly used in the chemical industry for overcoming the limitations of more conventional catalytic systems. In the polyolefins field, this way has been explored for both, widening polymer properties and designing more versatile production processes^[1-4]. As we have previously reported^[5-7], the mixture of chromium and MAO/metallocene sites on the mesostructured AISBA-15 material leads to a binary catalyst (denoted Met-Cr-AISBA-15) that, under appropriate conditions such as hydrogen pressure and comonomer amount, can produce bimodal polyethylene in a one-step polymerization process. As known, some grades of bimodal polyethylene, such as PE100, are especially interesting for several commercial applications because they combine the strength and stiffness of high-density polyethylene (HDPE) with the high-stress crack resistance and processability of unimodal medium density grades^[8]. One of the most employed technology for the production of bimodal polyethylene at industrial scale is a two-stage cascade polymerization process by using a Ziegler-Natta catalyst^[9]. The possibility of designing an alternative based on a single reactor pathway is undoubtedly attractive because of numerous reasons: lower investment costs, simpler process control, and greater mixture of chains with low and high molecular weight (they would be simultaneously generated on the same catalyst), among others^[7,10]. In this context, previous results obtained with the binary Met-Cr-AISBA-15 catalyst showed that it is a promising production route that should be more deeply explored. According to aforementioned data, the use of hydrogen is necessary to get a bimodal molecular weight distribution because it has a strong influence on metallocene sites, leading to a considerable reduction of their chains length^[11,12] in comparison with those coming from chromium, which maintain their contribution to the high molecular weight fraction^[6,13]. Likewise, adding a comonomer during the polymerization carried out on the binary mesostructured catalyst leads to interesting short chain branching (SCB) distribution across the molecular weight curves of the polymers, providing in some cases flat or even growing

1 comonomer distributions^[7]. This is a very interesting fact since numerous branches located into
2 de shortest polymer chains are not desirable for most polyethylene properties, especially for
3 mechanical ones^[14,15]. So, these growing profiles could involve significant enhancements of
4 some mechanical properties of the polymers such as stress crack resistance or impact strength,
5 leading to novel and improved polyethylene grades. However, investigations focused on
6 evaluating the mechanical properties of these new bimodal resins coming from the Met-Cr-
7 AlSBA-15 catalyst have not been developed yet.

8
9 This work aims to study in deep the mechanical features of polyethylenes produced by the
10 binary Met-Cr-AlSBA-15 catalyst in only-one step polymerization process, as well as their
11 relationship with some operational variables like using hydrogen as chain transfer agent and
12 comonomers (1-butene and 1-hexene) as SCB sources. Commercial PE-100 resin is included
13 in the study as the reference material, expecting that its mechanical properties will be reached
14 or improved by those corresponding to the new bimodal polymers.

15 16 17 18 19 20 21 22 23 24 25 26 27 28 29 30 31 32 33 34 **2. Experimental Section**

35 36 37 **2.1. Catalyst synthesis and polymerization tests**

38 Hybrid metallocene-chromium catalytic system Met-Cr-AlSBA-15 was prepared according to
39 works previously published^[5-7], as well as ethylene polymerizations^[7] carried out at 70 °C and
40 12 bars of ethylene pressure. In reactions with comonomer, 20 mL of 1-butene or 1-hexene
41 were added at the beginning of the polymerization. When using hydrogen as chain transfer
42 agent, two experimental procedures were employed: discontinuous and continuous addition. In
43 the discontinuous method, the hydrogen volume (1 NI) was added at the beginning of the
44 reaction, while in the continuous one the same hydrogen volume was uniformly fed during the
45 reaction, leading to an average molar ratio H₂/Ethylene for feeding the reactor around 0.015.

46
47
48
49
50
51
52
53
54
55
56
57
58
59
60
61
62
63
64
65
66
67
68
69
70
71
72
73
74
75
76
77
78
79
80
81
82
83
84
85
86
87
88
89
90
91
92
93
94
95
96
97
98
99
100
101
102
103
104
105
106
107
108
109
110
111
112
113
114
115
116
117
118
119
120
121
122
123
124
125
126
127
128
129
130
131
132
133
134
135
136
137
138
139
140
141
142
143
144
145
146
147
148
149
150
151
152
153
154
155
156
157
158
159
160
161
162
163
164
165
166
167
168
169
170
171
172
173
174
175
176
177
178
179
180
181
182
183
184
185
186
187
188
189
190
191
192
193
194
195
196
197
198
199
200
201
202
203
204
205
206
207
208
209
210
211
212
213
214
215
216
217
218
219
220
221
222
223
224
225
226
227
228
229
230
231
232
233
234
235
236
237
238
239
240
241
242
243
244
245
246
247
248
249
250
251
252
253
254
255
256
257
258
259
260
261
262
263
264
265
266
267
268
269
270
271
272
273
274
275
276
277
278
279
280
281
282
283
284
285
286
287
288
289
290
291
292
293
294
295
296
297
298
299
300
301
302
303
304
305
306
307
308
309
310
311
312
313
314
315
316
317
318
319
320
321
322
323
324
325
326
327
328
329
330
331
332
333
334
335
336
337
338
339
340
341
342
343
344
345
346
347
348
349
350
351
352
353
354
355
356
357
358
359
360
361
362
363
364
365
366
367
368
369
370
371
372
373
374
375
376
377
378
379
380
381
382
383
384
385
386
387
388
389
390
391
392
393
394
395
396
397
398
399
400
401
402
403
404
405
406
407
408
409
410
411
412
413
414
415
416
417
418
419
420
421
422
423
424
425
426
427
428
429
430
431
432
433
434
435
436
437
438
439
440
441
442
443
444
445
446
447
448
449
450
451
452
453
454
455
456
457
458
459
460
461
462
463
464
465
466
467
468
469
470
471
472
473
474
475
476
477
478
479
480
481
482
483
484
485
486
487
488
489
490
491
492
493
494
495
496
497
498
499
500
501
502
503
504
505
506
507
508
509
510
511
512
513
514
515
516
517
518
519
520
521
522
523
524
525
526
527
528
529
530
531
532
533
534
535
536
537
538
539
540
541
542
543
544
545
546
547
548
549
550
551
552
553
554
555
556
557
558
559
560
561
562
563
564
565
566
567
568
569
570
571
572
573
574
575
576
577
578
579
580
581
582
583
584
585
586
587
588
589
590
591
592
593
594
595
596
597
598
599
600
601
602
603
604
605
606
607
608
609
610
611
612
613
614
615
616
617
618
619
620
621
622
623
624
625
626
627
628
629
630
631
632
633
634
635
636
637
638
639
640
641
642
643
644
645
646
647
648
649
650
651
652
653
654
655
656
657
658
659
660
661
662
663
664
665
666
667
668
669
670
671
672
673
674
675
676
677
678
679
680
681
682
683
684
685
686
687
688
689
690
691
692
693
694
695
696
697
698
699
700
701
702
703
704
705
706
707
708
709
710
711
712
713
714
715
716
717
718
719
720
721
722
723
724
725
726
727
728
729
730
731
732
733
734
735
736
737
738
739
740
741
742
743
744
745
746
747
748
749
750
751
752
753
754
755
756
757
758
759
760
761
762
763
764
765
766
767
768
769
770
771
772
773
774
775
776
777
778
779
780
781
782
783
784
785
786
787
788
789
790
791
792
793
794
795
796
797
798
799
800
801
802
803
804
805
806
807
808
809
810
811
812
813
814
815
816
817
818
819
820
821
822
823
824
825
826
827
828
829
830
831
832
833
834
835
836
837
838
839
840
841
842
843
844
845
846
847
848
849
850
851
852
853
854
855
856
857
858
859
860
861
862
863
864
865
866
867
868
869
870
871
872
873
874
875
876
877
878
879
880
881
882
883
884
885
886
887
888
889
890
891
892
893
894
895
896
897
898
899
900
901
902
903
904
905
906
907
908
909
910
911
912
913
914
915
916
917
918
919
920
921
922
923
924
925
926
927
928
929
930
931
932
933
934
935
936
937
938
939
940
941
942
943
944
945
946
947
948
949
950
951
952
953
954
955
956
957
958
959
960
961
962
963
964
965
966
967
968
969
970
971
972
973
974
975
976
977
978
979
980
981
982
983
984
985
986
987
988
989
990
991
992
993
994
995
996
997
998
999
1000

1
2
3
4
5 in order to have enough amount of polyethylene to carry out mechanical characterization of the
6
7 samples. Accordingly, 8 polyethylene samples were synthesized to evaluate their mechanical
8
9 properties:

- 10
11 ▪ 2 samples using hydrogen but without comonomer, denoted H2-CONT (continuous
12
13 feeding), and H2-DISC (discontinuous method).
- 14
15 ▪ 2 samples using comonomer but without hydrogen, denoted C4 (comonomer = 1-
16
17 butene), and C6 (comonomer = 1-hexene).
- 18
19 ▪ 4 samples using hydrogen and comonomer, denoted C4-H2-CONT (comonomer = 1-
20
21 butene, continuous feeding), C4-H2-DISC (comonomer = 1-butene, discontinuous
22
23 method), C6-H2-CONT (comonomer = 1-hexene, continuous feeding), and C6-H2-
24
25 DISC (comonomer = 1-hexene, discontinuous method).

26 27 28 29 **2.2. Polymers characterization**

30
31 Molecular weight distribution (MWD) and short chain branching distribution (SCBD) were
32
33 characterized using a high temperature gel permeation chromatograph, GPC-IR5 (Polymer
34
35 Char). This equipment has a special set of columns and an infrared detector to determine online
36
37 concentration and composition, providing differences of 1 branch per 1000 atoms of carbon.
38
39 Sample solutions at a concentration of $0.75 \text{ mg}\cdot\text{mL}^{-1}$ in 1,2,4- trichlorobenzene (TCB),
40
41 stabilized with BHT (2,6-di-tert-butyl-4-methylphenol) were obtained by gentle stirring at 150
42
43 °C for 2 hours. Analyses were performed at a flow rate of $1 \text{ mL}\cdot\text{min}^{-1}$ and a temperature of 160
44
45 °C.
46
47

48
49 Thermal measurements were performed at a heat rate of $10 \text{ }^\circ\text{C}\cdot\text{min}^{-1}$ with a DSC Mettler-Toledo
50
51 822e. The degree of crystallinity was calculated from the melting enthalpy values of the
52
53 samples, using as reference a value of $290 \text{ J}\cdot\text{g}^{-1}$ for the enthalpy of fusion for an ideal PE crystal.
54
55 High load melt flow index (HLMI) was measured in a Melt Flow Tester 2000 at 190 °C under
56
57 a load of 21.6 kg, according to the ISO 1133 standard. Polymers density was determined by
58
59
60
61
62
63
64
65

1 means of density gradient columns where a linear density gradient is created by ethanol and
2 water mixtures (density range is from 0.7900 to 1.0000 g·cm⁻³). Measurements were carried out
3
4 at 23 °C according to the ISO 1183 standard.
5
6

7 Tensile and flexural tests were developed in a universal testing machine (MTS Alliance RT/5)
8
9 at 23 °C and 50 % relative humidity. Tensile tests were carried out on the dumbbell shaped
10
11 specimens 1BA at a crosshead speed of 50 mm·min⁻¹, according to UNE-EN ISO 527-2:2012.
12
13

14 The yield stress was determined as the first maximum in the stress-strain curves. Flexural tests
15
16 were accomplished on the rectangular bars samples with a three-point bending geometry
17
18 according to the ISO 178:2010 standard at a crosshead speed of 2 mm·min⁻¹.
19
20

21 Charpy impact test was carried out following the UNE-EN ISO 179-1:2010 standard from a
22
23 rectangular test piece measuring 80x10x4 mm, extracted from a plate previously molded by
24
25 compression.
26
27

28 An Instron 3800 Series PENT tester was used to perform tests, according to ASTM F1473, to
29
30 evaluate the SCG resistance. 10-mm-thick plaques were compression-molded in a hydraulic
31
32 press at 180 °C and at a nominal pressure of 200 bars. Afterwards, they were cooled slowly for
33
34 5 hours at a rate of approximately 0.5 °C·min⁻¹ until reaching room temperature. During the
35
36 cooling stage, the pressure was decreased naturally. Subsequently, specimens of 50 × 25 × 10
37
38 mm were machined from the plaques, followed by notches slowly pressed into the specimen by
39
40 a razor blade at a speed of about 200 μm·min⁻¹. Side notches of 1.0 mm and a front notch of 3.5
41
42 mm were made according to the ASTM F1473 standard. Under the standard PENT conditions,
43
44 specimens were exposed to a constant load of 2.4 MPa at a temperature of 80 °C.
45
46
47
48
49

50 The strain hardening modulus is easily determined from a simple uniaxial tensile test at 80 °C
51
52 and was performed according to ISO 18488 using a universal test machine (INSTRON 5565)
53
54 with a 500 N load cell and a video extensometer (INSTRON 2663-822) to measure the
55
56 elongation. The samples were compression molded to a form a sheet with a hydraulic press at
57
58 180 °C, nominal pressure of 200 bars and cooling rate of 15 °C·min⁻¹, as per ISO 1872-2. After
59
60
61
62
63
64
65

1 pressing, the samples were annealed for 1 h at 120 °C and then slowly cooled to room
2 temperature. Dumbbells shaped specimens were punched from the pressed sheets. In
3 accordance with ISO 18488, the strain rate was 20 mm·min⁻¹, the initial distance between the
4 gauge marks on the center of the test specimen was 12.5 ± 0.1 mm, and the thickness was 0.30
5 + 0.05/-0.03 mm. The laboratory device used to measure the thickness had the required
6 accuracy (0.005 mm).
7
8
9
10
11
12
13
14
15
16

17 **3. Results and Discussion**

18 **3.1. Bimodal polyethylene produced by chromium-metallocene binary catalytic system** 19 **(Met-Cr-AISBA-15)** 20 21 22 23

24 Table 1 summarizes the main physic-chemical properties of the polymers produced by using
25 chromium-metallocene binary catalysts under the different reaction conditions previously
26 described in the experimental section. Also, Figures 1-3 depict the molecular weight
27 distributions (MWDs) and short-chain branching (SCB) distributions of these samples. As
28 observed, most of the synthesized polyethylenes present bimodal MWDs. As we have
29 previously reported^[5-7] an adequate combination of chromium and metallocene sites on
30 mesostructured AISBA-15 material leads to a binary catalytic system (catalyst Met-Cr-AISBA-
31 15, used in this work), which is able to produce bimodal polyethylene in only one-step reaction
32 pathway. According to the results of Table 1 and Figures 1-3, the properties of this bimodal
33 polyethylene can be tuned by the two tested ways: changing the method used for adding
34 hydrogen during the reaction (continuous and discontinuous) and using or not comonomer (1-
35 butene and 1-hexene). Due to the highly broad molecular weight distributions of the obtained
36 polymers (with polydispersity values in the range 20 to 246), it is complex connecting changes
37 of these distributions with those observed in other basic properties such as the melting point,
38 density or crystallinity. Likewise, SCB amount and location across the molecular weight
39 distributions also show important variations by adding hydrogen due to the different responses
40
41
42
43
44
45
46
47
48
49
50
51
52
53
54
55
56
57
58
59
60
61
62
63
64
65

of chromium and metallocene sites to the presence of both, hydrogen and comonomer. The different response of each kind of active center towards hydrogen and comonomer could be addressed for adjusting polymer's features. For instance, working with low hydrogen concentration in the reactor affects more strongly to the activity of metallocene sites and the corresponding polymer properties than what happens to the chromium sites^[6]. So, under these conditions, the activity of both kinds of catalytic centers is quite similar, and the molecular weight of the metallocene chains are shifted to lower values, resulting in bimodal molecular weight distribution, in which chromium mainly provides the longer chains and metallocene the shorter ones. This can be clearly observed in Figure 1, where the bimodality of MWD appears when using hydrogen (samples H2-CONT and H2-DISC) compared to the reference sample (polyethylene produced on Met-Cr-ALSBA-15 without hydrogen neither comonomer).

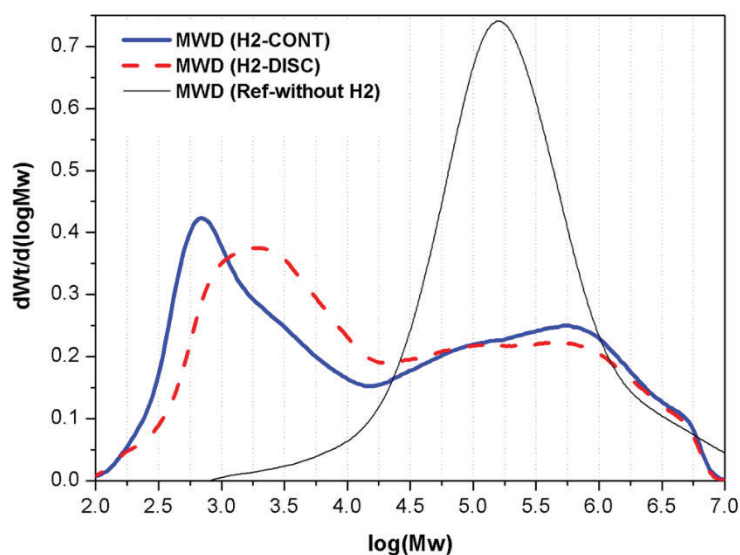
Table 1. Basic properties of the polymers obtained by Met-Cr-ALSBA-15 under different reaction conditions.

Sample	Hydrogen	Comonomer ^c	M _w /M _n	CH ₃ /1000C	T _m (°C)	α (%)	HLMI (g/10 min)	ρ (g/ml)
H2-CONT	Cont. ^a	---	246	---	135	76.9	1.80	0.9636
H2-DISC	Discont. ^b	---	172	---	133	77.1	6.52	0.9637
C4	--	1-butene	16	5.0	129	56.8	8.17	0.9354
C4-H2-CONT	Cont.	1-butene	65	1.0	130	65.4	52.86	0.9479
C4-H2-DISC	Discont.	1-butene	36	3.5	131	66.3	1.32	0.9469
C6	--	1-hexene	40	0.7	132	62.6	0.70	0.9432
C6-H2-CONT	Cont.	1-hexene	104	2.1	131	64.5	81.8	0.9545
C6-H2-DISC	Discont.	1-hexene	20	2.9	132	72.0	2.32	0.9574
PE100			31	3.8	129	65.1	11.1	0.9501

^aContinuous method: 1 NI of H₂ was uniformly fed during the reaction time; ^bdiscontinuous method: 1 NI of H₂ was added at the beginning of the reaction; ^camount of comonomer =20 ml.

Regarding the method used for adding hydrogen, results show that the position and contribution of the high and low molecular weight fractions to the whole distribution are noticeably influenced by the selected procedure. This fact is in agreement with previous work^[7] and it can be observed by comparing H2-CONT with H2-DISC (Figure 1), C4-H2-CONT with C4-H2-DISC (Figure 2), and C6-H2-CONT with C6-H2-DISC (Figure 3). The higher hydrogen concentration existing in the reactor at the beginning of the polymerization in the discontinuous

1 method affects more markedly to metallocene sites, which decrease their contribution to the
2 MWD. Thus, by using the discontinuous procedure the fraction of low molecular weight
3 (metallocene contribution) is commonly smaller, leading to an increase of the number of
4 polymer chains coming from chromium centers (i.e., rising the contribution of the high
5 molecular weight fraction). This fact usually involves that polyethylenes obtained by adding all
6 the hydrogen at the beginning of the reaction present lower polydispersity, as can be seen in
7 data of Table 1. Another polymer property affected by the hydrogen addition method is the melt
8 index (HLMI), which is directly connected to the polyethylene processability. As a general rule,
9 the lower the contribution of the metallocene sites (discontinuous process), the lower values of
10 HLMI. This has been also reported in our aforementioned work^[7] for samples produced with
11 Met-Cr-AlSBA-15 in presence of both, hydrogen and comonomer. However, it seems to be
12 different for homopolymers (see data of Table 1) although, in this case, differences between
13 MWDs obtained by changing the procedure for adding hydrogen are much lower than those
14 observed for copolymers (see Figure 1), leading to lower variations of the product's properties.
15
16
17
18
19
20
21
22
23
24
25
26
27
28
29
30
31
32
33
34
35
36
37



38
39
40
41
42
43
44
45
46
47
48
49
50
51
52
53
54
55
56
57
58
59
60
61
62
63
64
65

Figure 1. Molecular weight distributions and short chain branching (SCB) distributions of the polymers obtained without comonomer.

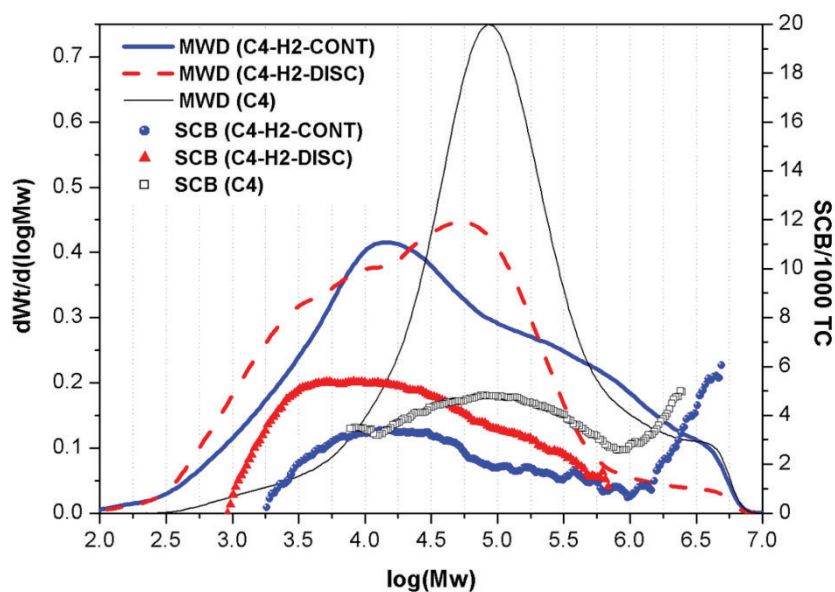


Figure 2. Molecular weight distributions and short chain branching (SCB) distributions of the polymers obtained using 1-butene.

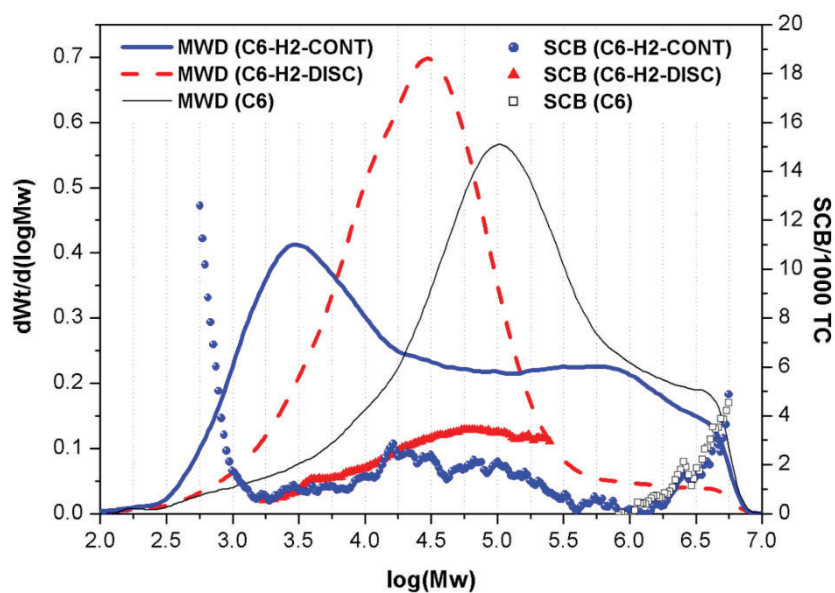


Figure 3. Molecular weight distributions and short chain branching (SCB) distributions of the polymers obtained using 1-hexene.

1
2
3
4
5
6
7
8
9
10
11
12
13
14
15
16
17
18
19
20
21
22
23
24
25
26
27
28
29
30
31
32
33
34
35
36
37
38
39
40
41
42
43
44
45
46
47
48
49
50
51
52
53
54
55
56
57
58
59
60
61
62
63
64
65

Concerning the influence of using comonomers during the reaction, it produces a clear reduction of melting point, crystallinity, and density of the polymers, as expected when SCBs are incorporated into the polyethylene chains. The different behavior reported for the individual catalysts when using comonomers under similar conditions (positive comonomer effect for Cr-ALSBA-15 and negative one for Met-ALSBA-15), probably modifies the relative contribution of the two kinds of centers to the polymer growth when using the binary catalytic system^[7]. So, the positive comonomer effect associated with chromium sites could involve a higher amount of the longer chains in polymers (coming from chromium sites). This fact can be deduced by comparing the MWD of H2-DISC sample (Figure 1) with MWDs of C4-H2-DISC (Figure 2) and C6-H2-DISC (Figure 3) (copolymers with highest comonomer contents), in which the contribution of chromium sites (longer chains) seems to be similar or even larger than the corresponding to metallocene centers. Thus, positions of the key mode of the distributions are clearly shifted to higher molecular weight fraction by using comonomers. Finally, it must be pointed out that copolymerization seems not to be enough to generate bimodal polyethylene with the Met-Cr-ALSBA-15 catalyst, being more effective the use of hydrogen. It is needed to modulate the activity of metallocene sites (much more active than chromium ones) and, at the same time, it is able to reduce the average molecular weight of their polymer chains, achieving MWDs with two comparable and distinguishable fractions.

3.2. Mechanical properties of bimodal polyethylenes produced by Met-Cr-ALSBA-15 catalyst

To assess the strength of the synthesized polyethylenes and their potential use in the manufacture of polyethylene pressure pipes, as a high resistance application, the short- and long-term mechanical properties were studied.

Tensile stress-strain curves and flexural modulus were determined for all the samples at room temperature. According to bibliography^[16-18], for PE100 pipe grades, tensile strength yield and

1 elongation at break should be above 23 MPa and 500 % respectively, while the flexural modulus
2 must be above 900 MPa.
3

4 Yield strength value for all polyethylenes synthesized with both hydrogen and comonomer is
5 above 23 MPa, which perfectly fits with the requirements for PE100 grades, as well as
6 elongation at break, which is around the limit value. Flexural modulus values are also above
7 the minimum required for PE100 grades. Hence, these factors do not represent any limitation
8 related to the potential application of the synthesized PE materials in pipe manufacture.
9

10 Polyethylenes obtained with hydrogen, H2-CONT and H2-DISC, present a slight different
11 behavior in comparison with the other synthesized samples, as the yield strength and flexural
12 modulus are higher, which is due to the higher density of this materials^[19,20]. In general, for all
13 the samples studied, elongation at break seems to be more responsive to molecular weight
14 distribution and more markedly to crystallinity and SCB level.
15

16 Additionally, an important limitation in the short-term mechanical properties is the resistance
17 to rapid crack propagation (RCP), which is related with how a fast-moving brittle crack could
18 propagate across the material, and is one of the main design criteria for limiting the operational
19 pressures of polyethylene pipes. There are several factors that affect the resin RCP resistance,
20 such as pipe geometry and test conditions^[21,22]. Several investigations have indicated that the
21 absorbed energy measured in a Charpy test is related to the resistance to fast fracture in a
22 pressurized pipe^[23]. Although there is some controversy with the association between the
23 Charpy energies at room temperature and the small scale steady state S4 critical temperature
24 (T_c)^[24], this technique can be used as an indicator of the toughness of the materials. According
25 to this, Table 2 shows the results of Charpy impact energy for all the samples, indicating that
26 just polyethylenes synthesized with hydrogen present impact energy below than that
27 corresponding to PE-100, which can be related with the important contribution of the quite low
28 molecular weight chains for both samples, H2-CONT and H2-DISC.
29
30
31
32
33
34
35
36
37
38
39
40
41
42
43
44
45
46
47
48
49
50
51
52
53
54
55
56
57
58
59
60
61
62
63
64
65

Table 2. Short-term mechanical properties of the polymers obtained by Met-Cr-AISBA-15 under different reaction conditions.

Sample	Hydrogen	Comonomer ^c	Yield strength (MPa)	Elongation at break (%)	Flexural modulus (MPa)	Charpy impact energy (kJ/m ²)
H2-CONT	Cont. ^a	---	29.2	307	1664	16
H2-DISC	Discont. ^b	---	28.9	259	1639	19
C4	--	1-butene	17.9	512	937	30
C4-H2-CONT	Cont.	1-butene	23.6	497	1018	32
C4-H2-DISC	Discont.	1-butene	23.4	511	1026	38
C6	--	1-hexene	22.2	482	919	36
C6-H2-CONT	Cont.	1-hexene	25	526	1081	35
C6-H2-DISC	Discont.	1-hexene	26.8	467	1394	32
PE-100			23.5	531	981	20

^aContinuous method: 1 NI of H₂ was uniformly fed during the reaction time; ^bdiscontinuous method: 1 NI of H₂ was added at the beginning of the reaction; ^camount of comonomer =20 ml.

Regarding long-term mechanical properties, Slow Crack Growth (SCG) is the key long-term failure in polyethylene pipes and, hence the most critical parameter to control^[25]. Under low stress upon an extended period of time, PE fails in a brittle mode^[26,27]. This type of failure is typically considered in the design of pipelines, as a craze could be formed, during transport and installation, in the pipe, and can grow gradually until the brittle failure happens^[28].

The long-term performance for synthesized polyethylenes has been studied through the PENT test that allows evaluating the SCG resistance. Accepted failure times for PE80 and PE100 pipe grades are above 30 and 500 hours^[17,18], respectively. Therefore, as it can be observed in Table 3, polyethylenes obtained with both hydrogen and comonomers achieve the requirements for PE100 grade. It is remarkable that those polymers, C4-H2-DISC and C6-H2-DISC, in which hydrogen has been added just at the beginning of the polymerization, almost reach a PE100RC grade, that is, the fourth generation of polyethylene resins recently incorporated to the market with high resistance to crack (RC)^[29]. Even though the resistance to SCG is dependent on molecular architecture, particularly molecular weight, branching, crystallinity and tie molecules^[30,31] both polymers, C4-H2-DISC and C6-H2-DISC, present similar long-term characteristics presenting just the differences related to the comonomer employed in each case, as can be easily observed by the Strain Hardening (SH) modulus. SH is an accelerated test for

SCG resistance determination^[32]. Polyethylene resins with 1-hexene as comonomer have higher SH values, especially in high resistance to failure resins. According to Dominguez et al.^[29], for PE100RC grade, SH values of 53 MPa are achieved in the case of 1-butene, while values of 59 MPa are obtained in the case of 1-hexene comonomer-based resins.

Therefore, the results obtained reveal that Met-Cr-AISBA-15 catalytic system, under specific reaction conditions (hydrogen and comonomer), not only is it capable of producing bimodal polyethylene, but this polyethylene has very suitable characteristics for the manufacture of pipes.

Table 3. Long-term mechanical properties of the polymers obtained by Met-Cr-AISBA-15 catalyst under different reaction conditions.

Sample	Hydrogen	Comonomer ^c	PENT failure time (hours)	SH, Gp (MPa)
H2-CONT	Cont. ^a	---	19	27.5
H2-DISC	Discont. ^b	---	21	29
C4	--	1-butene	8	16.7
C4-H2-CONT	Cont.	1-butene	854	45.9
C4-H2-DISC	Discont.	1-butene	9331	50.4
C6	--	1-hexene	6	14.3
C6-H2-CONT	Cont.	1-hexene	491	42
C6-H2-DISC	Discont.	1-hexene	8541	59
PE-100			2185	37.2

^aContinuous method: 1 NI of H₂ was uniformly fed during the reaction time; ^bdiscontinuous method: 1 NI of H₂ was added at the beginning of the reaction; ^camount of comonomer =20 ml.

4. Conclusions

Properties of bimodal polyethylene synthesized in one-step reaction pathway, using previously developed Met-Cr-AISBA-15 binary catalytic system, can be adjusted by changing the method employed for hydrogen feeding (continuous or at once) and using or not comonomer (1-butene and 1-hexene), due to the different response of each catalytic center, metallocene and chromium, to hydrogen and comonomer.

For both type of comonomers, 1-butene or 1-hexene, when using the discontinuous method for hydrogen supply, as there is a high concentration of chain transfer agent at the beginning of the

1 polymerization that affects more markedly to metallocene sites. Thus, the contribution of the
2 low molecular weight fraction is smaller and the polymer presents lower polydispersity as well
3 as lower HLMI values. In the same way, when using comonomers the contribution of the higher
4 molecular weight chains is more prominent. Thus, the presence of both, hydrogen and
5 comonomer, is necessary to achieve a bimodal polyethylene with suitable properties for high
6 resistance applications.
7

8
9
10
11
12
13 In this regard, short-term mechanical properties of synthesized polyethylenes, such as yield
14 strength as well as flexural modulus values, do not indicate any restriction for pipe application.
15
16
17
18
19
20
21
22
23
24
25
26
27
28
29
30
31
32
33
34
35
36
37
38
39
40
41
42
43
44
45
46
47
48
49
50
51
52
53
54
55
56
57
58
59
60
61
62
63
64
65

The same occur observing the characterization of resistance to rapid crack propagation (RCP) through Charpy impact energy measurements, for which just polyethylenes synthesized only in the presence of hydrogen present impact energy below than that corresponding to PE100 grade. Therefore, just considering short-term mechanical properties, polyethylenes obtained without hydrogen, seem to have also appropriate characteristics for pipe manufacture. However, for this application, long-term mechanical properties are of fundamental importance, being Slow Crack Growth (SCG) resistance one of the major long-term failures in polyethylene pipes. Paying attention to short and, even more, to long-term characteristics measured, it can be concluded that Met-Cr-Al-SBA-15 catalytic system, under specific reaction conditions (both hydrogen and comonomer), produces polyethylene that perfectly fits the standard for the manufacture of pipes. Remarkably, when hydrogen is fed at once the properties are closer to those required for the last generation of PE100RC grades.

References

1. D. Takeuchi, *Dalt. Trans.* **2010**, 39, 311.
2. B. Paredes, R. van Grieken, A. Carrero, E. Lopez-Moya, *J. Polym. Res.* **2016**, 23.
3. Y. V. Kissin, *J. Macromol. Sci. Part A Pure Appl. Chem.* **2017**, 54, 6.
4. M. Kimiaghalam, H. N. Isfahani, G. H. Zohuri, A. Keivanloo, *Appl. Organomet. Chem.*

2018, 32.

- 1
 - 2
 - 3
 - 4
 - 5
 - 6
 - 7
 - 8
 - 9
 - 10
 - 11
 - 12
 - 13
 - 14
 - 15
 - 16
 - 17
 - 18
 - 19
 - 20
 - 21
 - 22
 - 23
 - 24
 - 25
 - 26
 - 27
 - 28
 - 29
 - 30
 - 31
 - 32
 - 33
 - 34
 - 35
 - 36
 - 37
 - 38
 - 39
 - 40
 - 41
 - 42
 - 43
 - 44
 - 45
 - 46
 - 47
 - 48
 - 49
 - 50
 - 51
 - 52
 - 53
 - 54
 - 55
 - 56
 - 57
 - 58
 - 59
 - 60
 - 61
 - 62
 - 63
 - 64
 - 65
5. J. Moreno, R. Van Grieken, A. Carrero, B. Paredes, *Polymer (Guildf)*. **2011**, 52, 1891.
6. B. Paredes, R. van Grieken, A. Carrero, J. Moreno, A. Moral, *Chem. Eng. J.* **2012**, 213, 62.
7. J. Moreno, B. Paredes, A. Carrero, D. Vélez, *Chem. Eng. J.* **2017**, 315, 46.
8. L. L. Böhm, H. F. Enderle, M. Fleißner, *Adv. Mater.* **1992**, 4, 234.
9. F. P. Alt, L. L. Bhm, H. F. Enderle, J. Berthold, *Macromol. Symp.* **2001**, 163, 135.
10. H. T. Liu, C. R. Davey, P. P. Shirodkar, *Macromol. Symp.* **2003**, 195, 309.
11. K. J. Chu, J. B. P. Soares, A. Penlidis, *Macromol. Chem. Phys.* **2000**, 201, 552.
12. R. Blom, I. M. Dahl, *Macromol. Chem. Phys.* **2001**, 202, 719.
13. M. P. McDaniel, *Adv. Catal.* **2010**, 53, 123.
14. R. K. Krishnaswamy, Q. Yang, L. Fernandez-Ballester, J. A. Kornfield, *Macromolecules* **2008**, 41, 1693.
15. P. J. Deslauriers, M. P. McDaniel, *J. Polym. Sci. Part A Polym. Chem.* **2007**, 45, 3135.
16. The Plastics Pipe Institute, Chapter 3. Materials Properties, *Handbook of Polyethylene Pipe*, **2008**, pp 43-103.
17. ASTM D3350-14. Standard Specification for Polyethylene Plastics Pipe and Fittings Materials, ASTM International, **2014**.
18. ASTM D2513-19. Standard Specification for Polyethylene (PE) Gas Pressure Pipe, Tubing, and Fittings, ASTM International, **2019**.
19. L. Hubert *et al.*, *J. Appl. Polym. Sci.* **2002**, 84, 2308.
20. X. Sun, H. Shen, B. Xie, W. Yang, M. Yang, *Polymer (Guildf)*. **2011**, 52, 564.
21. P. Yayla, P. S. Leever, *Eng. Fract. Mech.* **1992**, 42, 675.
22. P. Šindelář, E. Nezbedová, P. Šimková, Z. Buráň, P. Bohatý, *Plast. Rubber Compos.* **2005**, 34, 329.
23. N. Brown, Z. J. Zhou, *Plast. Rubber Compos.* **2005**, 34, 289.

- 1
2
3
4
5
6
7
8
9
10
11
12
13
14
15
16
17
18
19
20
21
22
23
24
25
26
27
28
29
30
31
32
33
34
35
36
37
38
39
40
41
42
43
44
45
46
47
48
49
50
51
52
53
54
55
56
57
58
59
60
61
62
63
64
65
24. R. K. Krishnaswamy, M. J. Lamborn, A. M. Sukhadia, P. Leever, *Polym. Eng. Sci.* **2006**, *46*, 1358.
 25. C. Domínguez, R. A. García, M. Aroca, A. Carrero, *Mech. Time-Dependent Mater.* **2012**, *16*, 105.
 26. N. Brown, S. K. Bhattacharya, *J. Mater. Sci.* **1985**, *20*, 4553.
 27. A. Lustiger, R. D. Corneliussen, *J. Mater. Sci.* **1987**, *22*, 2470.
 28. J. Zhou, D. Chang, *Int. Conf. Nucl. Eng. Proceedings, ICONE 2009*, *4*, 245.
 29. C. Domínguez, N. Robledo, B. Paredes, R. A. García-Muñoz, *Polym. Test.* **2020**, *81*.
 30. Y. L. Huang, N. Brown, *J. Mater. Sci.* **1988**, *23*, 3648.
 31. J. J. Cheng, Mechanical and Chemical Properties of High Density Polyethylene: Effects of Microstructure on Creep Characteristics, UWSpace, **2008**.
 32. N. Robledo, C. Domínguez, R. A. García-Muñoz, *Polym. Test.* **2017**, *62*, 366.